

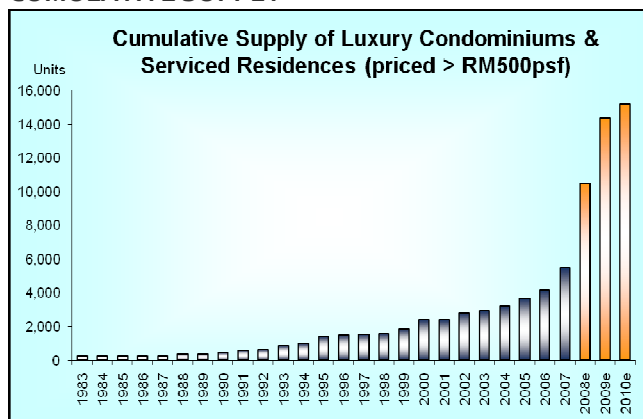
KUALA LUMPUR MARKET

LUXURY CONDOMINIUMS & SERVICED RESIDENCES

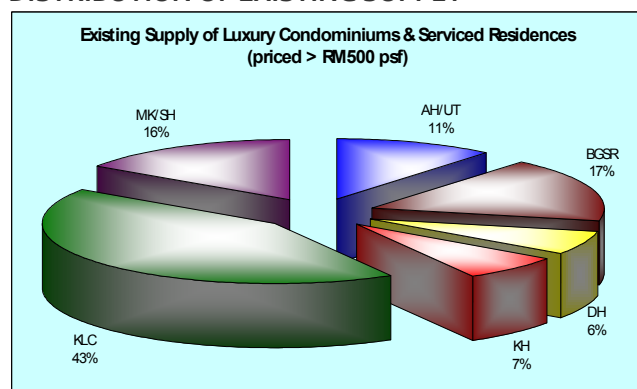
Dec 2007



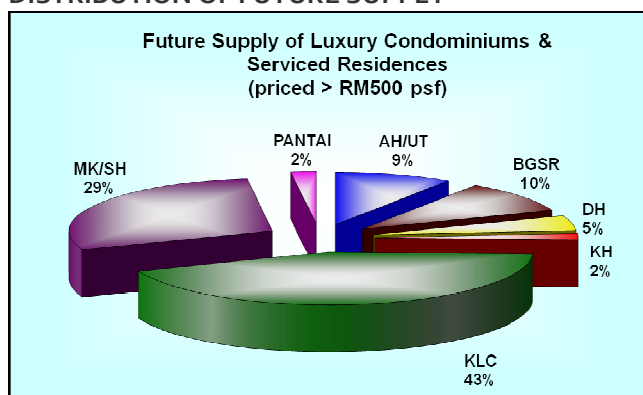
CUMULATIVE SUPPLY



DISTRIBUTION OF EXISTING SUPPLY



DISTRIBUTION OF FUTURE SUPPLY



DISTRIBUTION OF SUPPLY (>RM500psf)

Existing Supply	Zone	Units	%
City Centre	KLC	2,341	43
Ampang Hilir / U-Thant	AH/UT	612	11
Bangsar	BGSR	941	17
Mont' Kiara / Sri Hartamas	MK/SH	856	16
Kenny Hills	KH	395	7
Damansara Heights	DH	346	6
Total Existing Supply		5,491	100
Future Supply	Zone	Units	%
City Centre	KLC	4,080	44
Ampang Hilir / U-Thant	AH/UT	879	9
Bangsar	BGSR	909	9
Mont' Kiara / Sri Hartamas	MK/SH	2,708	29
Kenny Hill	KH	182	2
Damansara Heights	DH	432	5
Bukit Pantai	PANTAI	188	2
Total Future Supply		9,378	100
Grand Total		14,869	

AVERAGE OCCUPANCY RATE

Zone	Average Occupancy Rate (%)
City Centre	83
Ampang Hilir / U-Thant	89
Mont' Kiara / Sri Hartamas	93
Bangsar	90
Kenny Hills	88
Damansara Heights	80

DEVELOPMENTS LAUNCHED IN 2007

Developments	Zone	Units	Launch Date	RM/sq ft
Clearwater Residences	DH	107	Mar-07	650 -1,000
Galaxy Tower	AH/UT	437	2007	680-750
Iringan Hijau	AH/UT	26	Mar-07	960 -1,000
Embassy View	AH/UT	258	Apr-07	From 700
Matahari	MK/SH	158	Apr-07	650 -1,000
Seni Mont' Kiara	MK/SH	606	July-07	650 -780

MAJOR TRANSACTIONS IN 2007 (en bloc)

Developments	Zone	Units	Consideration (RM mil)	RM/sq ft
The Oval (u/c)	KLC	140	404.58	690