

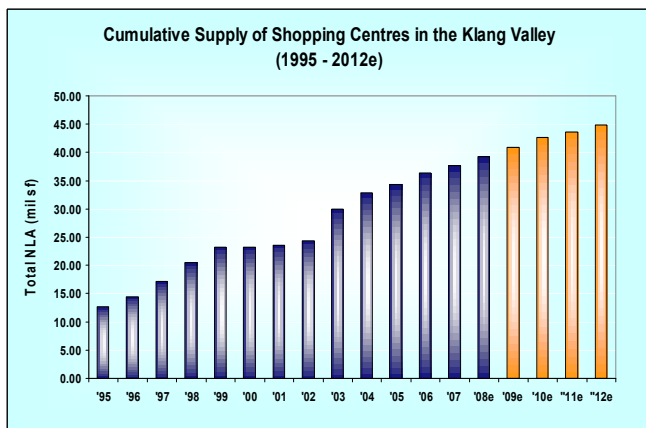
KLANG VALLEY MARKET

RETAIL

2H 2008



CUMULATIVE SUPPLY



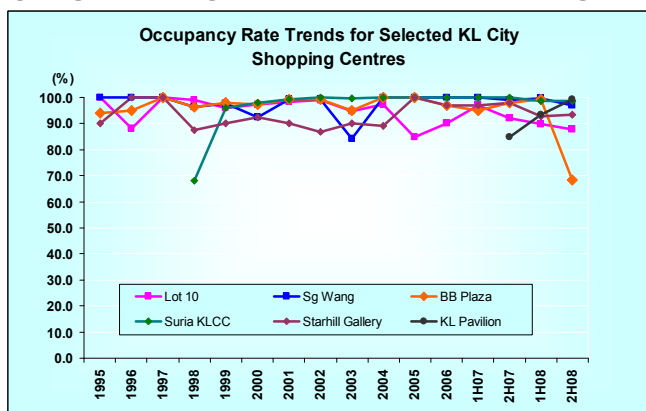
CURRENT SUPPLY

Zone	No. of Buildings	Total Supply	% Share
Klang Valley	117	39.227 mil sq ft	100.0
Kuala Lumpur	29	10.543 mil sq ft	26.9
Suburban Klang Valley	88	28.684 mil sq ft	73.1

CURRENT DEMAND (Selected Centres)

Type	Zone	Occupancy Rate
Shopping Centres	Klang Valley	92.7%
	Kuala Lumpur	90.5%
	Suburban Klang Valley	93.9%
Hypermarket-based Shopping Centres	Suburban Klang Valley	99.4%

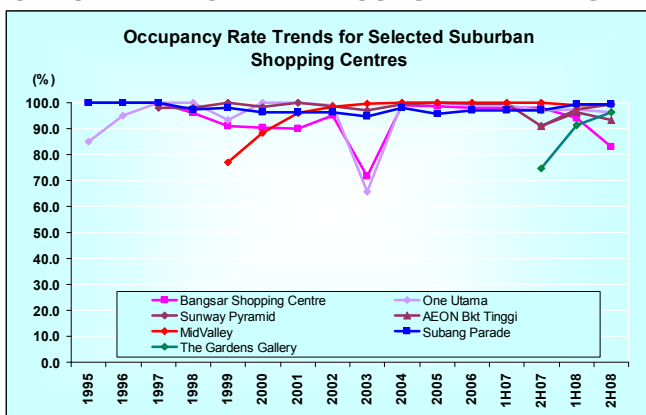
OCCUPANCY- SELECTED KL CITY CENTRES



FUTURE SUPPLY (sq ft)

Zone	2009	2010	2011	2012
KL	1 Shamelin	Kenanga Wholesale City	Suria KLCC Phase 2	-
Subtotal	0.322mil	0.500mil	0.160mil	-
Suburban	Subang Avenue Promenade	First Subang	Paradigm	Vision City
	Harbour Place Phase 1	Empire Subang		KL Sentral Shopping Mall
	Wangsa Walk	Festival City		
	Gaint Mall Putra Heights	Citta		
	BSC Phase 2			
	Giza @ Dataran Sunway			
Subtotal	1.393mil	1.224mil	0.700mil	1.409mil
Total NLA	1.715mil	1.724mil	0.860mil	1.409mil

OCCUPANCY- SELECTED SUBURB CENTRES



Note: There was a major refurbishment work in BSC during 2008

PRIME RENTS

Shopping Centre	Rent per sq ft (Concourse/Ground)
Kuala Lumpur	25.00 – 85.00
Suburban Klang Valley	12.00 – 60.00

Major Transactions 2008 & 2007

Building Name	Year	Zone	Consideration
Citta (<i>forward sales basis</i>)	2H 2008	SUB	RM280mil
*Part of Sungei Wang Plaza	1H 2008	City	RM595mil
*KL Plaza	2007	City	RM425mil
*Vision City	2007	City	RM430mil
The Atria	2007	SUB	RM75 mil
*Part of Plaza Mont' Kiara	2007	SUB	RM90 mil
Mines Shopping Fair	2007	SUB	RM432 mil
*Summit Subang USJ	2007	SUB	RM260mil

Note: *Transaction price incl other properties such as office tower, hotel, apartments, shophouses, carpark, vacant land, etc as reported accordingly for each case

For more information, please contact:
 Regroup Associates Sdn Bhd
 #9-1, Level 9, Menara Milenium
 Jln Damantela, 50490 Kuala Lumpur
 Tel: +603 – 2092 5955
 Website: www.regroup.com.my