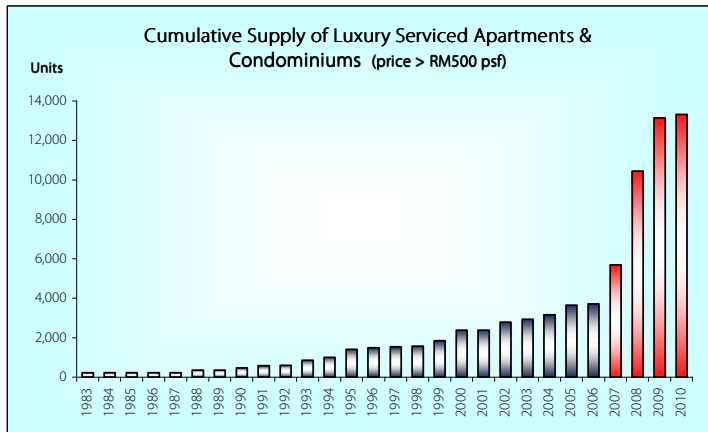


KUALA LUMPUR MARKET LUXURY CONDOMINIUMS & SERVICED RESIDENCES Dec 2006



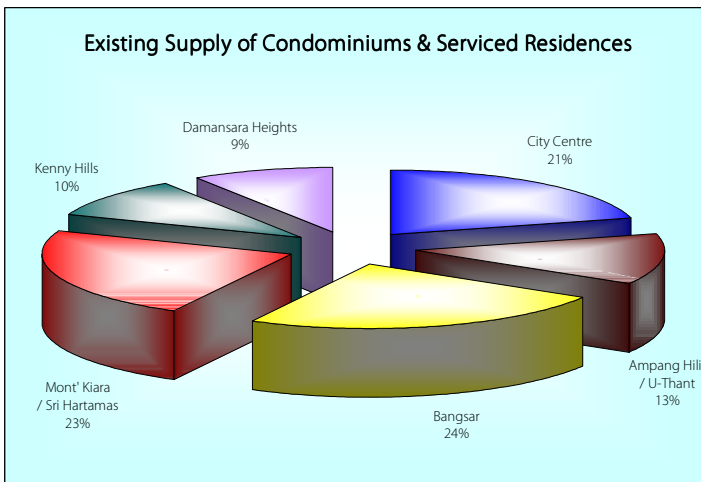
CUMULATIVE SUPPLY



DISTRIBUTION OF SUPPLY

Existing Supply	No of Units	Percentage
City Centre	774	21
Ampang Hilir / U-Thant	478	13
Bangsar	904	24
Mont' Kiara / Sri Hartamas	856	23
Kenny Hills	371	10
Damansara Heights	346	9
Total Existing Supply	3,729	100
Future Supply (2007 - 2010)		
City Centre	5,907	62
Ampang Hilir / U-Thant	576	6
Bangsar	866	9
Mont' Kiara / Sri Hartamas	1,840	19
Kenny Hill	206	2
Bukit Pantai	188	2
Total Future Supply	9,583	100
Grand Total	13,312	

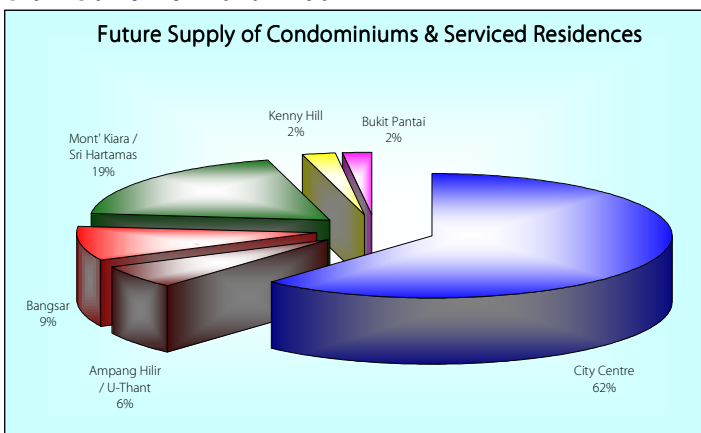
DISTRIBUTION OF EXISTING SUPPLY



AVERAGE OCCUPANCY RATE

Zone	Average Occupancy Rate (%)
City Centre	90
Ampang Hilir / U-Thant	94
Mont' Kiara / Sri Hartamas	88
Bangsar	88
Kenny Hills	93
Damansara Heights	82

DISTRIBUTION OF FUTURE SUPPLY



DEVELOPMENTS LAUNCHED IN 2006

Developments	Zone	Total Units	Launch Date	RM per sq ft
One KL	KLC	94	mid-2006	1,000
The Pavillion Residences	KLC	368	Jul-06	900 - 1,100
Ampersánd @ Kia Peng	KLC	71	Sep-06	600 - 700
The Crest	KLC	278	Dec-06	510 - 590
U-Thant Residence	AH/UT	77	Aug-06	640 - 670
One Menerung	BGSR	229	Sep-06 (soft launch)	850 - 1,000
10 Mont' Kiara	MK/SH	332	mid-2006	510 - 680