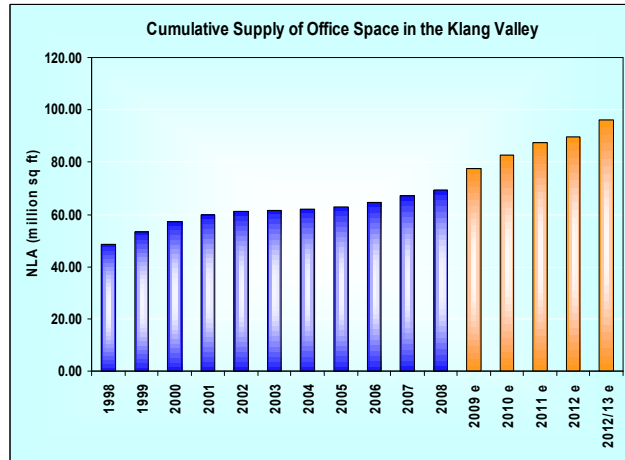
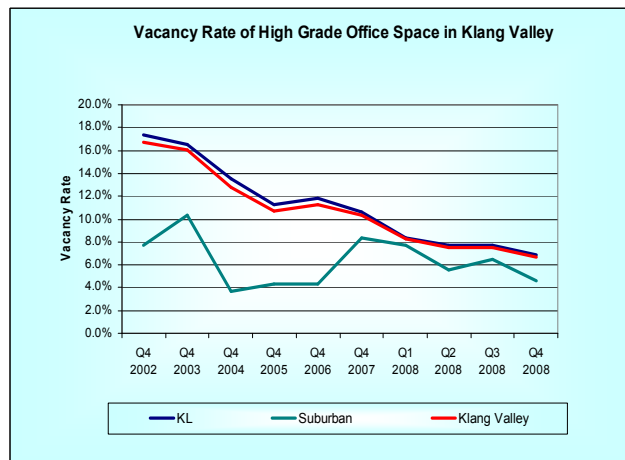


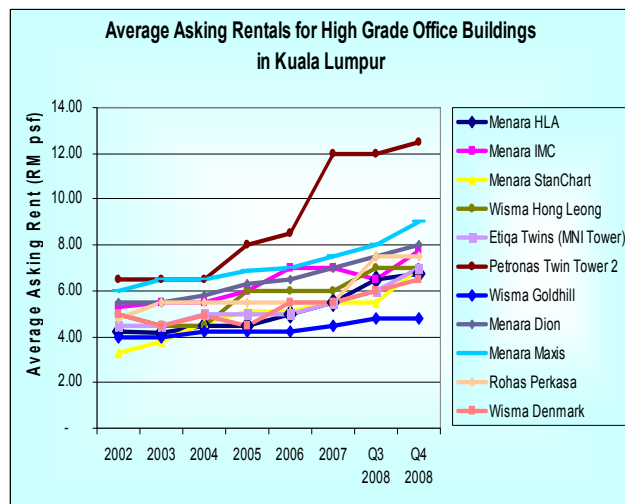
### CUMULATIVE SUPPLY



### VACANCY RATES



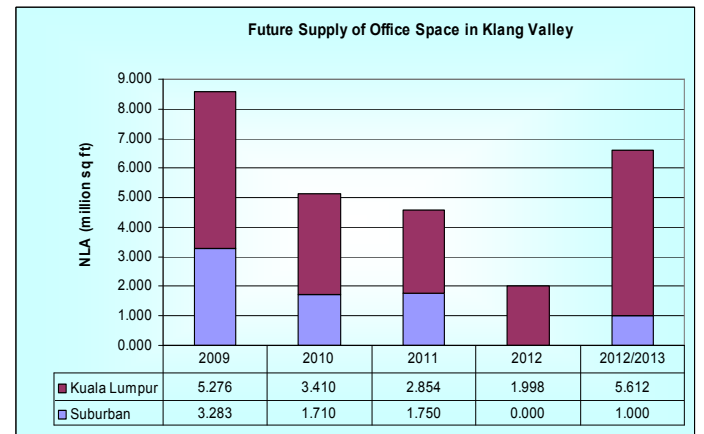
### AVERAGE ASKING RENTAL



### CURRENT SUPPLY (EXISTING)

Zone	Total Supply (mil sqft)	% Share
Kuala Lumpur (KL)	56.78	82.1%
Suburban Klang Valley (SUB)	12.40	17.9%
<b>Total Supply in Klang Valley</b>	<b>69.18</b>	<b>100.0%</b>

### FUTURE SUPPLY (UNDER CONSTRUCTION/ under planning-2012/13)



### MAJOR TRANSACTIONS IN 2008

Building Name	Zone	RM	Estimated
		psf NLA	Net Yield (%)
<b>2H 2008</b>			
Menara CitiBank <i>(transacted in Aug '08; aborted in Nov '08)</i>	KL	1,000	6.35*
Menara Standart Chartered	KL	950	-
The Kenanga International <i>(transacted in Sep '08; aborted in Dec '08)</i>	KL	934**	-
CP Tower	PJ	637	-
<b>1H 2008</b>			
Capital Square's Office Tower 2 (u/c)	KL	732	-
Menara YNH	KL	1230	-
***Vision City (u/c)	KL	-	-
Wisma Angkasa Raya (redevelopment)	KL	-	-
Menara Felda at Platinum Park (u/c)	KL	930	-
Menara TM, Wisma TM, Menara Celcom & Cyberjaya Complex	KL	-	-
PJ City (u/c)	PJ	440	-
i-City Cybercentre Office Suites	SA	-	6.5
Menara HeiTech Village	SJ	-	5.5 – 6.0
DHL XPJ	SA	463	5.5 – 6.0
HSBC in Sec. 13	PJ	389	5.5 – 6.0

Notes:

\*Gross Yield

\*\*Effective price RM756 psf after renovation with expansion of space

\*\*\*The acquisition includes a pre-approved development order for the construction of a seven-level retail centre with a net lettable area (NLA) of 752,000 sq ft, a 35-storey office tower with NLA of 500,000 sq ft, a 45-storey serviced apartment block with 450 units and 2,280 car parks